

115 KV, 2500 KCMIL, 1/C, XLPE INSULATED CABLE

1. Scope

This material standard covers the detailed requirements for 115 kV, 2500 kcmil, cross-linked polyethylene (XLPE), single conductor cable used for the transmission of electric energy.

Industry designation: 1/C

This material standard applies to the following Seattle City Light Stock Number:

Stock Number	012801
Size	2500 kcmil

Cable joint and termination requirements are outside the scope of this Material Standard.

Commission testing requirements of installed cable prior to energization are outside the scope of this Material Standard.

2. Application

Cable is intended for use on a nominal 115 kV, three-phase, grounded, wye-connected power system.

	System Characteristics and Design Criteria	Reference
Stock Number	012801	SCL
Size	2500 kcmil	various
Frequency	60 Hz	SCL
Operating voltage, ph-ph		
nominal	115 kV	SCL
maximum	121 kV	SCL
Basic impulse voltage (BIL)	550 kV crest	SCL
Fault current		
symmetrical	35 kA	SCL
duration	30 cycles	SCL
Location	wet	SCL

Seattle City Light assumes responsibility for determining the normal ampacity rating of cable.

3. General Requirements

This detailed material standard is to be used in conjunction with the latest revision of Seattle City Light Material Standard 6050.00, "High Voltage, XLPE Insulated Cable – General."

4. Industry Standards

Cable shall meet the requirements of the following industry standards:

AEIC CS9-2006 – Specification for Extruded Insulation Power Cables and Their Accessories Rated Above 46kV through 345 kVAC

ICEA S-108-720-2004 – Standard for Extruded Insulation Power Cables Rated Above 46 through 345 kV

Refer to Material Standard 6050.00 to obtain the appropriate revision date for other referenced industry standards.




5. Construction

5.1 General

Unless indicated otherwise, all values cited below should be consistent with industry standards - they are repeated here for the convenience of the reader. Values or requirements different from industry standards are identified with the symbol ▲. In some situations, the ▲ symbol offers warning that special requirements are located in Material Standard 6050.00.

5.2 Conductor

	Requirements	Reference
Stock Number	012801	SCL
Size	2500 kcmil	various
Diameter		
minimum	1.788 in	ICEA S-108-720, Section 2.5
nominal	1.824 in	ASTM B8
maximum	1.860 in	ICEA S-108-720, Section 2.5
Metal	copper	ASTM B49

<i>standards coordinator</i>	<i>standards supervisor</i>	<i>unit director</i>
 John Shipek	 John Shipek	 Darnell Cola

MATERIAL STANDARD

115 kV, 2500 kcmil, 1/C, XLPE Insulated Cable

5. Construction, continued

5.2 Conductor, continued

	Requirements	Reference
Stock Number	012801	SCL
Stranding type	concentric-lay	ASTM B8
Class	B	ASTM B8
Number of strands	127	ASTM B8, Table 1
Temper	soft drawn, annealed prior to stranding	ASTM B3
Lay, outer layer	left hand	ASTM B8, Section 5.5.1
Sealant for stranded conductors	not required or desired	ICEA S-108-720, Section 2.2

5.3 Conductor Shield (Stress Control Layer)

	Requirements	Reference
Stock Number	012801	SCL
Size	2500 kcmil	various
Thickness, minimum point	30 mil	ICEA S-108-720, Part 3, Table 3.1
Material	formulated with acetylene black ▲	SCL and AEIC CS9, Section 2.2.2

5.4 Insulation

	Requirements	Reference
Stock Number	012801	SCL
Size	2500 kcmil	various
Material	crosslinked polyethylene (XLPE) with no mineral fillers	ICEA S-108-720, Section 4.1
Approved material formulations	specified in general Material Standard	SCL 6050.00

5.4 Insulation, continued

	Requirements	Reference
Stock Number	012801	SCL
Thickness		
minimum	760 mil	SCL
nominal	800 mil	ICEA S-108-720, Appendix F, Table F-1
maximum	840 mil	SCL
Basic Impulse Level (BIL)	550 kV crest	ICEA S-108-720, Section 4.3, Table 4-6

5.5 Extruded Insulation Shield

	Requirements	Reference
Stock Number	012801	SCL
Size	2500 kcmil	various
Material	discharge-free (thermosetting material)	SCL
Thickness		
minimum point	40 mil	ICEA S-108-720, Section 5.2, Table 5-1
maximum point	100 mil	ICEA S-108-720, Section 5.2, Table 5-1

5.6 Metallic Shield/Sheath

	Requirements	Reference
Stock Number	012801	SCL
Size	2500 kcmil	various
Metal and type	welded corrugated copper or laminated copper foil longitudinally folded and bonded to the jacket	ICEA S-108-720, Part 6

MATERIAL STANDARD

115 kV, 2500 kcmil, 1/C, XLPE Insulated Cable

5. Construction, continued

5.6 Metallic Shield/Sheath, continued

	Requirements	Reference
Stock Number	012801	SCL
Radial moisture barrier	required ▲	ICEA S-108-720, Section 6.4
Water blocking components for metallic shield	required ▲	ICEA S-108-720, Section 6.5

5.7 Jacket (Non-Metallic Covering)

	Requirements	Reference
Stock Number	012801	SCL
Size	2500 kcmil	various
Material	linear low density polyethylene (LLDPE)	ICEA S-108-720, Section 7.1.1
Color	black	ICEA S-108-720, Section 7.1.1
Thickness		
minimum point	100 mil	ICEA S-108-720, Section 7.2.1, Table 7-5
maximum point	160 mil	ICEA S-108-720, Section 7.2.1, Table 7-5
Semi-conducting coating	required	AEIC CS9, Section 2.6.3
Maximum diameter over jacket	4.32 in ▲	SCL preference

5.8 Assembly and Identification

	Requirements	Reference
Stock Number	012801	SCL
Size	2500 kcmil	various
Center strand identification	not required	ICEA S-108-720, Section 8.1.1
Sequential length marking	required ▲	ICEA S-108-720, Section 8.1.2

6. Packaging

	Requirements	Reference
Stock Number	012801	SCL
Size	2500 kcmil	various
Reel type	steel fluted	WC 26, Section 2.1.2
Flange diameter, maximum	as specified on purchase order	SCL preference
Outside width, maximum	as specified on purchase order	SCL preference
Drum diameter, minimum	as specified on purchase order	SCL preference
Length per reel, +1.5, -0%	as specified on purchase order	SCL preference

7. Issuance

	Requirements	Reference
Stock Number	012801	SCL
Size	2500 kcmil	various
Stock Unit	FT	SCL

8. Approved Manufacturers

- Brugg Cables, LLC
- General Cable / SILEC
- J-Power Systems (JPS)
- Prismian
- Southwire Company/Forte Power Systems

9. References

- 6050.00**; "High Voltage, XLPE Insulated Cable – General"; SCL Material Standard
- IEC 60840**; *Power Cables with Extruded Insulation and Their Accessories for Rated Voltages above 30 kV (Um = 36 kV) up to 150 kV (Um = 170 kV) - Test Methods and Requirements*; International Electrotechnical Commission; April 2004 (Edition 3)
- Risch, Bob**; SCL Engineer, subject matter expert (bob.risch@seattle.gov)
- Shipek, John**; SCL Standards Engineer, subject matter expert and originator of 6050.25 (john.shipek@seattle.gov)